

# ATLAS

SINCE 1919

## ROBUST. PRECISE. EFFICIENT.



# CRAWLER EXCAVATORS

6 MODELS - 18-36 TONS

[WWW.ATLASGMBH.COM](http://WWW.ATLASGMBH.COM)

# ATLAS – CONSTRUCTION MACHINERY MANUFACTURER WITH TRADITION

## From person to person

When Hinrich Weyhausen started selling construction and agricultural machinery in 1919, he discovered that the machines which his customers actually needed were not available. So he listened to them carefully and went about building the machines himself – exactly according to the requirements of the people who used his machines every day. He carried out pioneering work with a passion under the brand name of Atlas. His focus was always on the benefit of the machines. And nothing has changed for us in terms of this ideal today.



**Atlas will make you strong  
with excellent products and  
a comprehensive service.**




With highly motivated employees, a great deal of commitment and expertise ATLAS GmbH develops successful crane & excavator technologies. Numerous customers, engineers and experts all around the globe have made their contribution. The result is robust equipment to enable you to work more effectively and safely than ever before.

As our know-how grew, so too did our dealer and service network worldwide.

We can hence guarantee – in those days and today too – that we will always be on the spot when you need us.





Atlas manufactures a wide range of equipment for the construction, railroad, material handling and infrastructure industries. You will find more information on Atlas under [www.atlasgmbh.com](http://www.atlasgmbh.com).

## CONSTRUCTION



## TRANSPORT



## INFRASTRUCTURE



## RECYCLING



# CUSTOMER SATISFACTION IS OUR PRIORITY!

## WE ARE COMMITTED

to providing our customers with highest quality products and services.

## QUALITY STANDARDS AND CUSTOMER SATISFACTION

are measured in terms of service performance, reliability, relevance and timeliness.

## OUR COMPANY'S MISSION, GOALS AND OBJECTIVES

are directed towards ongoing process improvement as a basis for strengthening our competitive position and for improving product quality and service standards.

## QUALITY STANDARDS AND CUSTOMER SATISFACTION

are measured in terms of product performance and reliability.



# PRODUCT RANGE

- 160LC
- 190LC
- 225LC
- 240LC
- 260LC
- 340LC
- 175LCsr
- 215LCsr





**EXTENSIVE DEALER NETWORK  
EXCELLENT SERVICE  
CUSTOMER FOCUSED**





# EXCELLENT CONTROL & VISIBILITY

## PARTICULARLY EFFECTIVE BOOM DESIGN

Extremely light and enormously  
robust booms

## ELEVATABLE LIFT OR VARIO CABIN OR FIXED LEVEL CABIN FOR BEST VISIBILITY

## FUNCTIONAL AND SPACIOUS CAB

The Design is adapted to your needs.

## STANDARD AIR CLIMATE CONTROL

## DURABLE AND COMFORTABLE

New Atlas driver seat

## INTELLIGENT HYDRAULICS

For more productivity and perfect controls:

- Our intelligent hydraulics management enables load-independent overlapping of working motions.
- A sensitive hydraulics system perfectly attuned to all work processes.

## IDEAL WEIGHT DISTRIBUTION

- Fast turnover and fatigue-free work.
- Perfect weight adjustment by a transversely installed engine.
- Through the optimal positioning of the upper structure, we achieve very high lifting capacities and very good digging depths.



## NEW TIER 4 FINAL

Dynamic performance, low fuel consumption, lower exhaust emissions and little need for servicing – ready for the most extreme work conditions.



Atlas builds its crawler excavators especially for the hardest working sites. The result is the robust machines to withstand the worst possible working conditions.

High-strength materials, high productivity and cost-effectiveness — save time and money in the future.

## NEW QUIETER EXHAUST SYSTEM

Covering EU Stage IV / US EPA Tier 4



**ALWAYS SECURED** — New camera system with integrated TFT monitor



**IMPROVED AIR INTAKE**  
to optimize engine work.



## NEW ATTRACTIVE COUNTERWEIGHT

Design and better weight distribution



## LIFT AND VARIO CABINE – SYSTEMS

to ensure perfect visibility and safety.



# TIER 4 FINAL ENGINE



**RANGE OF PERFORMANCE  
DEPENDING ON THE CRAWLER  
EXCAVATOR:  
80—180KW AT 1800 RPM 4 OR 6  
CYLINDER DIESEL ENGINES**



## GOOD FOR YOUR WORK:

- Water-cooled 6-cylinder diesel engines with turbocharging, intercooler and cooled external exhaust gas recirculation.
- Engine and exhaust aftertreatment (EAT) are adapted to an optimum efficiency of the total system and therefore ensure minimum fuel and total running costs.
- The powerful DEUTZ Common Rail (DCR®) injection system and the electronic engine control (EMR 4) with intelligent link to the drive management ensure optimum engine performance at low fuel consumption.

## GOOD FOR THE ENVIRONMENT

### ▪ DEUTZ TCD 4.1 L4, DEUTZ TCD 6.1 L6

All engines which meet the EU Stage IV / US EPA Tier 4 emissions standards with DVERT® particulate filter (DPF/SCR).

### ▪ CUMMINS engines:

The QSB6.7 achieves these very low emission standards by using cooled Exhaust Gas Recirculation (EGR). Both systems have been specifically developed for industrial applications delivering premium performance and durability you can depend on (DOC/SCR).



- Improved CUMMINS High Pressure Common Rail (HPCR) fuel system enabling cleaner and more efficient combustion resulting in an up to 5 percent better fuel efficiency without compromising performance.
- Enormous power density at very low engine speeds and compact design.
- In summary for Tier 4 Stage: Fuel savings of up and more than 10 percent compared with Tier 3 Stage, combined with lowered exhaust emissions and better performance.



## GOOD FOR YOUR COMFORT AND FOR YOUR NERVES

- Long oil change intervals and easy changing of the engine fluids reduce the running costs and increase the availability of the machinery.
- Engine controller that supplies the display with operating and service data.
- Particularly quiet engine.
- Efficient spare parts logistics and easy installation.

Lowest Cost Of Operation - Reduced maintenance, long service intervals and the best fuel efficiency of any engine in its class add up to superior lifetime value.

## TURBO-CHARGED ENGINES PROVIDE FAST AND POWERFUL MOTIONS, FAST CYCLE TIMES AND DYNAMIC POWER DEVELOPMENT



### SO EASY

The engine offers extremely smooth running characteristics. Automatic idle is a standard feature.

Cold start assist gets you moving, even after the hardest frost.

### SO QUIET

The engine is fitted with protection against vibrations and thus decoupled from the revolving superstructure.

### SO CLEAN

In their field the engines already meet all requirements of the EU Stage IV / Tier 4.





# EFFECTIVE

## SENSITIVE POWER TRANSMISSION

**OUR HYDRAULICS SYSTEM OPTIMIZES YOUR WORK. IT THINKS WITH YOU.**

### MORE COST EFFECTIVENESS

- The right amount of power at the right time.
- Fast working cycles.
- Large bucket capacity.
- Maximum breakout and ripping forces.
- You adjust the machine's mode of operation to meet your exact needs using our loadsensing system.

### STATE OF THE ART TECHNOLOGY FOR EVERY TASK

- For fast operating cycles, intelligent hydraulic management, dynamic, proportional actuation and superposition of working movements.
- The hydraulics system for attachments such as the hammer, scissors and sorter grab is fitted as standard.
- Pressure control level as standard, without time limit.
- Low lever and pedal forces makes work less tiring.

### FURTHER USEFUL OPTIONS

- User-friendly control.  
The driver can also preselect the pressure and oil levels for the hammer, scissors and sorter grab function from the cab using comfort control.
- Grab rotating function.  
The option is also available to install a "rotating" hydraulic circuit to provide up to 100 l/min for additional functions at the attachments.
- Boom floating function.  
We also offer a boom "float" system as an option. This system improves working comfort during jobs such as stone raking, land levelling and hammer deployment.
- Hydraulic quick change facility.  
As an option, we offer a hydraulic quick change system for both pilot and high pressure.





## The power lies within

Two load limit sensing high-power piston pumps are installed in our crawler undercarriage. The pump power can be combined using the convergence function. The newly developed positive control dual circuit system reduces hydraulic losses and thus fuel consumption.

## Straightforward slewing

Our slewing mechanism is designed to meet the toughest demands: Power is transmitted an axial-piston motor with a priority valve and planetary gear, protected by an automatic multi-disc parking brake. For slewing, the full hydraulic power of a pump can be requested.

## Low-maintenance, simple servicing and environmentally-friendly

All components in the hydraulics system are easily accessible. The control block, cast as a monoblock, reduces sealing points to a minimum. The multidisc brake is maintenance-free. Environmentally-friendly hydraulic oil can be used if required.

## Safe and reliable hydraulics

Primary and secondary protection against overloading, replenishing valves for all working functions, load stabilizing and precision lowering valves and service brake valves provide protection, as does the coarse break protection for the hydraulic cylinder and a pressure reservoir for emergency lowering of the arm system. Manual override of the slewing brake is possible: Heavy loads can also be slewed easily against the slope.





# COMFORT

## YOU CAN REALLY SEE WHAT YOU ARE DOING



### ALL-AROUND VISIBILITY

- Glare-free interior.
- Narrow steering column.
- Front upper and lower removable windshields.
- Heat-insulating glass.
- Driver's air-suspended seat with heater.
- USB and 12V socket.
- Multi-functional joysticks.

### PROTECTED AND SAFE – ALL TOGETHER HIGH ABOVE THE WORKING SITE

- Cabine protection features, now available as separate front and top protective grid.
- LIFT and VARIO CABINE- systems to ensure perfect visibility and safety.
- Built for top performance with no compromise on quality.



### All steering components are positioned clearly and concisely and directly within the driver's reach for the best possible operating comfort.

- Generously sized steps.
- LED cabin lights.
- Well-positioned grabrail.
- Additional windscreen wiper.
- Larger cab entrance.
- Ergonomically sized handholds.



# TELEMATICS FOR SAFETY AND SERVICE



- **Accessible anywhere**
- **Engine and excavator parameters.**
- **Live GPS tracking.**
- **Fuel consumption and service intervals.**
- **and much more ...**



## ▪ **Anti-Theft Protection**

## ▪ **Productivity and Performance**



## ▪ **Accurate Calculation**



## ▪ **Complete Overview**



# EFFECTIVE

## INCREDIBLY TOUGH BASE COMPONENT

**MAXIMUM STABILITY, TORSIONAL STRENGTH AND DYNAMICS ON THE TERRAIN ARE THE KEY FEATURES OF OUR NEW CHASSIS.**

### QUALITY

Thanks to its robust construction and complex X-shape and complex box section, the chassis can withstand the most extreme demands and offers maximum torsional strength. All steel and materials processed by Atlas are chosen for their special durability. The excavator is equipped with four lashing grommets.

### LUBRICATION - THE KEY TO SMOOTH WORK

The central chain guide is fitted as standard, 4-point chain guide is available as an option.

The chain tension is adjusted easily via the hydraulic lubrication cylinder and the pre-tensioned steel spring. All tracking and rollers are maintained by lifetime lubrication, which significantly reduces wear. The tracking frame is built specially to reduce the accumulation of dirt and simplify cleaning.

### POWERFULL MOVEMENTS ON ALL TERRAIN

Two 2-step travel motors drive the crawler type undercarriage powerfully across the terrain. Switching between the slow and fast stages is automatic and can be overridden manually if necessary. In the slow stage, top speed is 3.3 km/h, in the fast stage, top speed is 5.5 km/h.





# DIVERSE ATTACHMENTS

## RIGHT TOOL FOR YOU - GET MORE WORK DONE

We manufacture our tools in standard and special versions using the latest engineering and steel construction knowledge. High-strength steel, proven technology and decades of experience are guarantees for cost-effective and practical work in this sector.

### SHOVELS

All parts that are particularly subject to wear are manufactured in high-strength, surface treated fine-grain construction steel. The light penetration is achieved by the precision blanking due to the slightly tapered shovel design. The teeth holders are kept extremely flat and integrated in the cut. This allows for less excavation resistance and facilitates more operating cycles. We also offer a range of tooth designs for different types of ground.

### GRABBER

The varied palette includes equipment in one-cylinder and multi-cylinder versions and in twin and multi shell construction. Grabber rotation hydraulics are optional.



### OTHER ATTACHMENTS: SORTING AND DEMOLITION GRABBER, HAMMERS, SCISSORS

We offer the right attachment for every application. Everything from a single source: hammer, scissors, sorting and demolition grabber, as well as grabbers in twin and multi-shell construction. Rotating hydraulics are optional.

As an option, pressure and volume flow can be set from the cab (see AEM).

### MAXIMUM FLEXIBILITY – THE QUICK CHANGE FACILITY

Our quick-change facility offers you maximum flexibility when choosing the attachment you need. The simple and robust construction of our mechanical and hydraulic quick-change facility helps you reequip the attachment with minimum effort in the shortest possible time.





# SIMPLE, FAST, RELIABLE

**We know your time is valuable. So all maintenance terms have just one objective: To be as quick and easy as possible.**

## DESIGNED FOR EASE OF SERVICE

All the lubrication points for the ring gear and boom equipment have been combined. For oil monitoring all the main components are directly visible and, like the battery, easily accessible.

## EXPERT SERVICE PARTNERS

Our dealers' customer service staff undergo intensive technical training at our works, so that they can provide you with expert advice whenever you need it.



## LONG SERVICE LIFE

Your Atlas crawler machine has a long service life. Please make sure that servicing intervals are adhered to and original spare parts are used.

## ALL THE SUPPORT YOU NEED

Our AEM system provides you with reliable maintenance assistance. The AEM system can be easily viewed and configured by connecting a laptop to the diagnostic port in the cab.















## THE HYDRAULIC OIL FILTER

The special process which we have adopted enables the filter basket to be repeatedly reused. This is good for the environment and significantly reduces the costs of disposal.



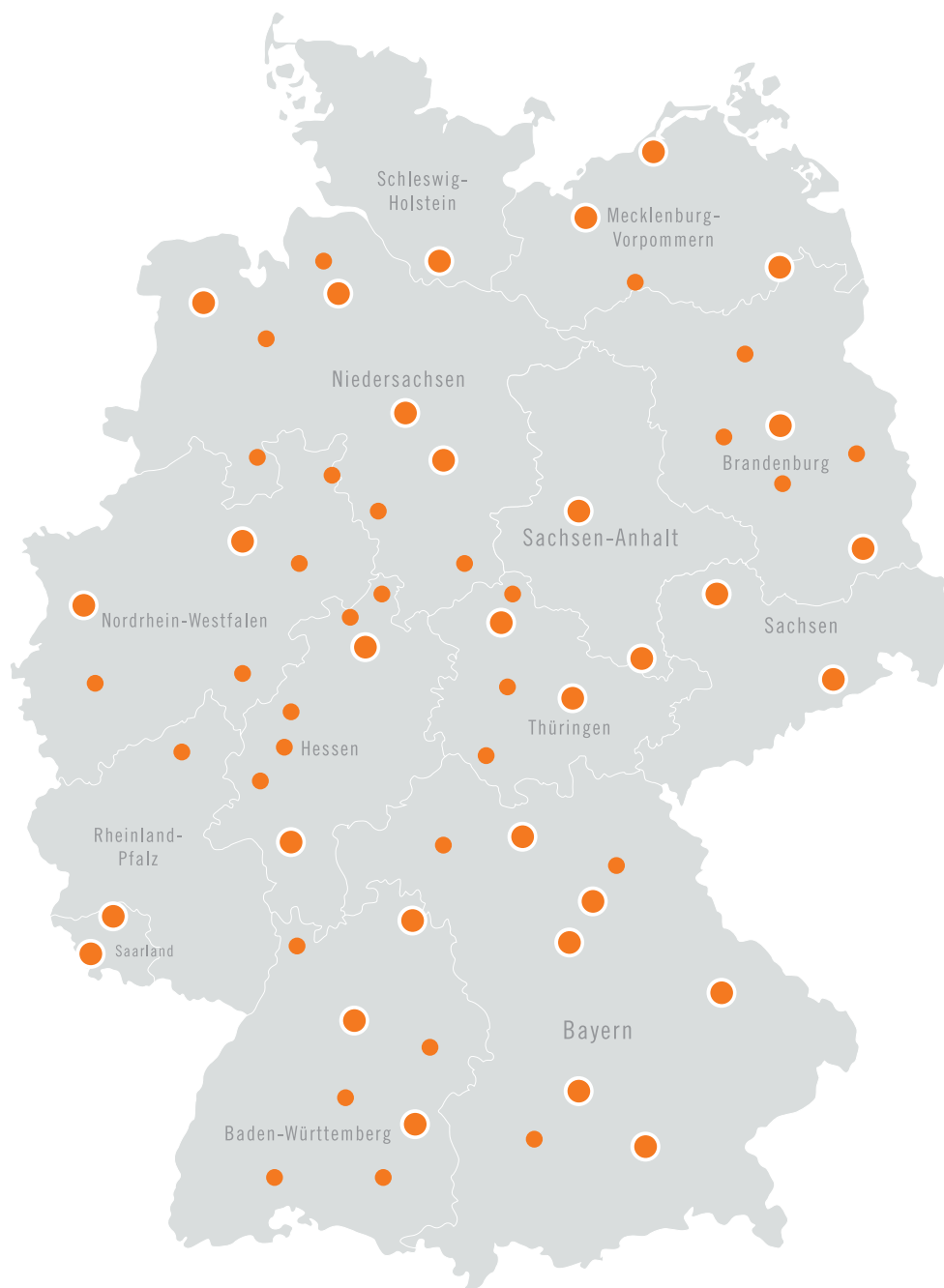
# PRODUCT RANGE

	MODEL	Operating weight (kg)	Engine power kW (HP)	Max. dig depth (m)
				
	160LC	18,000	80 (109)	7.02
	190LC	19,700	105 (143)	6.21
	225LC	23,900	116 (158)	7.58
	240LC	25,100	129 (175)	7.69
	260LC	26,600	129 (175)	7.69
	340LC	35,500	180 (245)	7.77
	175LCsr	18,800	95 (130)	6.68
	215LCsr	21,800	115 (157)	7.15

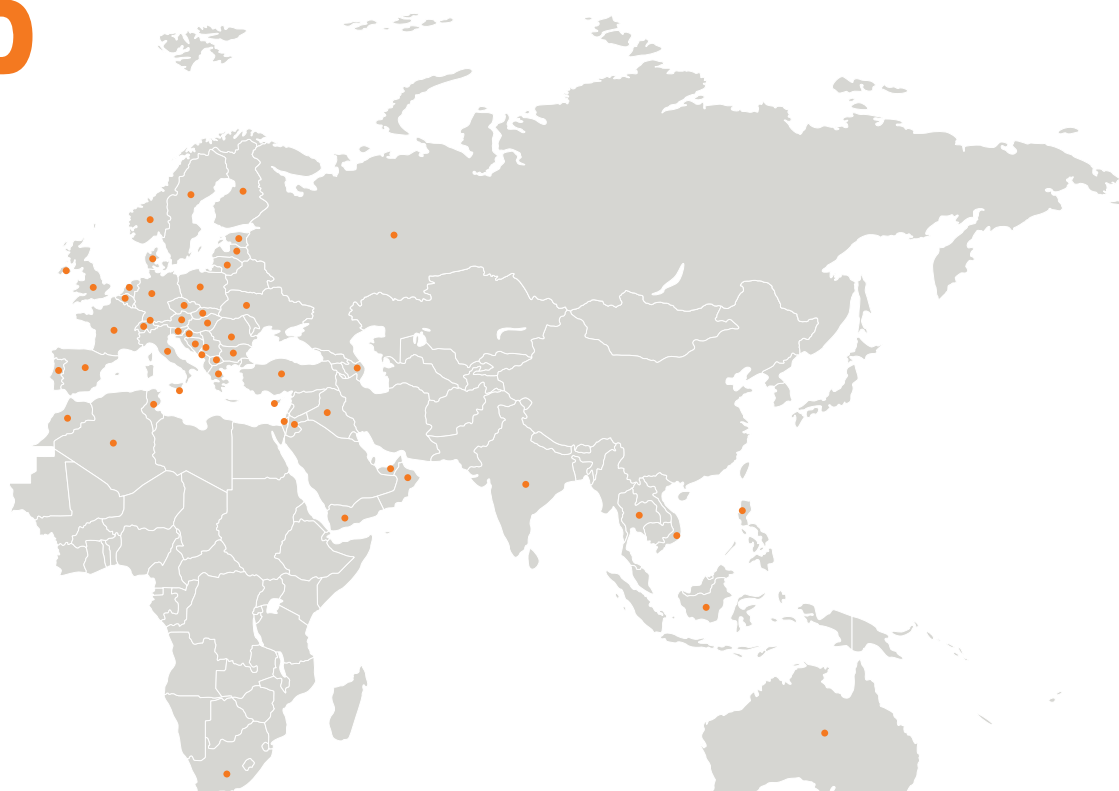


# DEALER AND SERVICE NETWORK

## GERMANY



# WORLD



ALGERIA  
 ARGENTINA  
 AUSTRALIA  
 AUSTRIA  
 AZERBAIJAN  
 BAHRAIN  
 BELGIUM  
 BOLIVIA  
 BOSNIA AND  
 HERZEGOVINA  
 BULGARIA  
 CANADA  
 CHILE  
 CROATIA  
 CYPRUS  
 CZECH REPUBLIC  
 DENMARK  
 ESTONIA  
 FINLAND  
 FRANCE  
 FYR MACEDONIA  
 GERMANY  
 GREECE  
 HUNGARY  
 INDIA  
 INDONESIA  
 IRAQ  
 IRELAND  
 ISRAEL  
 ITALY  
 JORDAN  
 KOSOVO  
 LATVIA

LITHUANIA  
 LUXEMBURG  
 MALTA  
 MAURITIUS  
 MEXICO  
 MONTENEGRO  
 MOROCCO  
 NETHERLANDS  
 NEW ZEALAND  
 NORWAY  
 OMAN  
 PHILIPPINES  
 POLAND  
 PORTUGAL  
 ROMANIA  
 RUSSIA  
 SAUDI ARABIA  
 SLOVAKIA  
 SLOVENIA  
 SOUTH AFRICA  
 SPAIN  
 SWEDEN  
 SWITZERLAND  
 THAILAND  
 TRINIDAD & T.  
 TUNISIA  
 TURKEY  
 U.A.E.  
 U.K.  
 U.S.A.  
 UKRAINE  
 VIETNAM  
 YEMEN





#### **GANDERKESEE FACTORY**

Atlas GmbH  
Atlasstrasse 6  
27777 Ganderkesee  
Germany

Tel.: +49 (0) 4222 954 0  
Fax: +49 (0) 4222 954 220  
E-mail: [info@atlasgmbh.com](mailto:info@atlasgmbh.com)  
[www.atlasgmbh.com](http://www.atlasgmbh.com)



#### **VECHTA FACTORY**

Atlas GmbH  
Theodor-Heuss-Str. 3  
49377 Vechta  
Germany

Tel.: +49 (0) 4441 954-0  
E-mail: [info@atlasgmbh.com](mailto:info@atlasgmbh.com)  
[www.atlasgmbh.com](http://www.atlasgmbh.com)



#### **DELMENHORST FACTORY**

Atlas GmbH  
Stedinger Strasse 324  
27751 Delmenhorst  
Germany

Tel.: +49 (0) 4221-491-0  
Fax: +49 (0) 4221-491-443  
E-mail: [info@atlasgmbh.com](mailto:info@atlasgmbh.com)  
[www.atlasgmbh.com](http://www.atlasgmbh.com)

#### **ATLAS CRANES UK LTD NATIONAL SALES & SERVICE FACILITY**

Wharfedale Road,  
Euroway Trading Estate  
Bradford, West Yorkshire BD4 6SL, UK

Tel.: 08444 99 66 88 Option 3  
E-mail: [atlasuk@atlasgmbh.com](mailto:atlasuk@atlasgmbh.com)  
[www.atlas-cranes.co.uk](http://www.atlas-cranes.co.uk)  
[www.atlasgmbh.com](http://www.atlasgmbh.com)



**ATLAS**  
SINCE 1919  
CRANES & EXCAVATORS  
[WWW.ATLASGMBH.COM](http://WWW.ATLASGMBH.COM)